



CABINET add-on


Cable ducts and DIN rails

Mounting material for control cabinets

The wide range of DIN rails and cable ducts enables flexible and optimum use of the available space in your control cabinet.

The cutting devices can be used to assemble DIN rails and cable ducts individually and cost-effectively.

The wide, angled heads of the cable duct webs ensure easy assembly and a secure hold of the cover.



Fast and reliable cutting

The cable duct cutter can be used to cut channels and covers with a width of up to 125 mm and a wall thickness of up to 2.5 mm in seconds, burr-free and non-cutting.

The spring-loaded knife protection provides the necessary safety.



Toolless assembly

The lateral webs in the cable duct can be snapped out easily by hand, burr-free and flush with the bottom. T-connections and cross-connections can thus be made fast and without transitions.




Neat wiring

Attaching special clips to the lateral webs of the cable duct ensures a secure hold of the installed conductors. Clear and fast wiring is thus possible in the control cabinet, even at a later date.

Gray cable ducts


Cable duct, consisting of upper and lower part



Approvals: 
 Material: PVC
 Inflammability as per UL 94: V0
 Slot distance: 6.5 mm
 Slot width: 6 mm
 Temperature-resistant: -5 up to +60 °C

Dimensions W x H x L	Dimensions W x H x L		Type	Order No.
	[mm]	[inch]		
25 x 25 x 2000	0.98 x 0.98 x 78.72		CD 25x25	3240187
25 x 40 x 2000	0.98 x 1.57 x 78.72		CD 25x40	3240188
25 x 60 x 2000	0.98 x 2.36 x 78.72		CD 25x60	3240191
25 x 80 x 2000	0.98 x 3.15 x 78.72		CD 25x80	3240197
30 x 40 x 2000	1.18 x 1.57 x 78.72		CD 30x40	3240278
30 x 60 x 2000	1.18 x 2.36 x 78.72		CD 30x60	3240280
30 x 80 x 2000	1.18 x 3.15 x 78.72		CD 30x80	3240282
30 x 100 x 2000	1.18 x 3.94 x 78.72		CD 30x100	3240283
40 x 40 x 2000	1.57 x 1.57 x 78.72		CD 40x40	3240189
40 x 60 x 2000	1.57 x 2.36 x 78.72		CD 40x60	3240192
40 x 80 x 2000	1.57 x 3.15 x 78.72		CD 40x80	3240198
40 x 100 x 2000	1.57 x 3.94 x 78.72		CD 40x100	3240294
60 x 40 x 2000	2.36 x 1.57 x 78.72		CD 60x40	3240190
60 x 60 x 2000	2.36 x 2.36 x 78.72		CD 60x60	3240193
60 x 80 x 2000	2.36 x 3.15 x 78.72		CD 60x80	3240199
60 x 100 x 2000	2.36 x 3.94 x 78.72		CD 60x100	3240263
80 x 25 x 2000	3.15 x 0.98 x 78.72		CD 80x25	3240281
80 x 40 x 2000	3.15 x 1.57 x 78.72		CD 80x40	3240335
80 x 60 x 2000	3.15 x 2.36 x 78.72		CD 80x60	3240194
80 x 80 x 2000	3.15 x 3.15 x 78.72		CD 80x80	3240200
80 x 100 x 2000	3.15 x 3.94 x 78.72		CD 80x100	3240264
100 x 40 x 2000	3.94 x 1.57 x 78.72		CD 100x40	3240279
100 x 60 x 2000	3.94 x 2.36 x 78.72		CD 100x60	3240195
100 x 80 x 2000	3.94 x 3.15 x 78.72		CD 100x80	3240201
100 x 100 x 2000	3.94 x 3.94 x 78.72		CD 100x100	3240205
120 x 60 x 2000	4.72 x 2.36 x 78.72		CD 120x60	3240196
120 x 80 x 2000	4.72 x 3.15 x 78.72		CD 120x80	3240202

Profiles for gray cable ducts



Material: PVC
 Inflammability as per UL 94: V0
 Temperature-resistant: -5 up to +60 °C

Dimensions W x H x L	Dimensions W x H x L		Type	Order No.
	[mm]	[inch]		
25 x 2000	0.98 x 78.72		CD COVER 25	3240285
30 x 2000	1.18 x 78.72		CD COVER 30	3240295
40 x 2000	1.57 x 78.72		CD COVER 40	3240286
60 x 2000	2.36 x 78.72		CD COVER 60	3240287
80 x 2000	3.15 x 78.72		CD COVER 80	3240288
100 x 2000	3.94 x 78.72		CD COVER 100	3240289
120 x 2000	4.72 x 78.72		CD COVER 120	3240290



Accessories




Weight: 19 kg
 Length:
 - Measuring bar: 1000 mm
 - Hand lever: 500 mm
 Wall thickness: up to 3 mm
 Cutting width: 125 mm

Description	Type	Order No.
① Profile cutter, for cutting cable ducts and their covers, as well as other plastic profiles, with metric measuring bar	PPS CD M	1207569
② Spare knife, for PPS CD M	PPS CD BLADE	1207572
③ Spare counter support (grip protection), for PPS CD M	PPS CD M COHO	1208995
④ Cable duct scissors, for cutting of cable ducts and their covers and profiles made of plastic, 45° limit stop also for miter cuts, cutting width 75 mm	CUTFOX-CD	1212474


Blue and white cable ducts

Cable duct, consisting of upper and lower part	Dimensions W x H x L		Type	Order No.	
	[mm]	[inch]		BU	WH
 <p>Approvals:  Material: PVC Inflammability as per UL 94: V0 Slot distance: 6.5 mm Slot width: 6 mm Temperature-resistant: - 5 up to + 60 °C</p>	25 x 25 x 2000	0.98 x 0.98 x 78.72	CD 25x25...	3240301	3240616
	25 x 40 x 2000	0.98 x 1.57 x 78.72	CD 25x40...	3240302	3240617
	25 x 60 x 2000	0.98 x 2.36 x 78.72	CD 25x60...	3240303	3240618
	25 x 80 x 2000	0.98 x 3.15 x 78.72	CD 25x80...	3240304	3240619
	30 x 40 x 2000	1.18 x 1.57 x 78.72	CD 30x40...	3240305	3240620
	30 x 60 x 2000	1.18 x 2.36 x 78.72	CD 30x60...	3240306	3240621
	30 x 80 x 2000	1.18 x 3.15 x 78.72	CD 30x80...	3240307	3240622
	30 x 100 x 2000	1.18 x 3.94 x 78.72	CD 30x100...	3240308	3240623
	40 x 40 x 2000	1.57 x 1.57 x 78.72	CD 40x40...	3240309	3240624
	40 x 60 x 2000	1.57 x 2.36 x 78.72	CD 40x60...	3240310	3240625
	40 x 80 x 2000	1.57 x 3.15 x 78.72	CD 40x80...	3240311	3240626
	40 x 100 x 2000	1.57 x 3.94 x 78.72	CD 40x100...	3240312	3240627
	60 x 40 x 2000	2.36 x 1.57 x 78.72	CD 60x40...	3240313	3240628
	60 x 60 x 2000	2.36 x 2.36 x 78.72	CD 60x60...	3240314	3240629
	60 x 80 x 2000	2.36 x 3.15 x 78.72	CD 60x80...	3240315	3240630
	60 x 100 x 2000	2.36 x 3.94 x 78.72	CD 60x100...	3240316	3240631
	80 x 25 x 2000	3.15 x 0.98 x 78.72	CD 80x25...	3240317	3240632
	80 x 40 x 2000	3.15 x 1.57 x 78.72	CD 80x40...	3240318	3240633
	80 x 60 x 2000	3.15 x 2.36 x 78.72	CD 80x60...	3240319	3240634
	80 x 80 x 2000	3.15 x 3.15 x 78.72	CD 80x80...	3240320	3240635
	80 x 100 x 2000	3.15 x 3.94 x 78.72	CD 80x100...	3240321	3240636
	100 x 40 x 2000	3.94 x 1.57 x 78.72	CD 100x40...	3240322	3240637
	100 x 60 x 2000	3.94 x 2.36 x 78.72	CD 100x60...	3240323	3240638
	100 x 80 x 2000	3.94 x 3.15 x 78.72	CD 100x80...	3240324	3240639
	100 x 100 x 2000	3.94 x 3.94 x 78.72	CD 100x100...	3240325	3240640
	120 x 60 x 2000	4.72 x 2.36 x 78.72	CD 120x60...	3240326	3240641
	120 x 80 x 2000	4.72 x 3.15 x 78.72	CD 120x80...	3240327	3240642


Profiles for blue cable ducts	Dimensions W x H x L		Type	Order No.	
	[mm]	[inch]		BU	WH
 <p>Material: PVC Inflammability as per UL 94: V0 Temperature-resistant: - 5 up to + 60 °C</p>	25 x 2000	0.98 x 78.72	CD COVER 25...	3240330	3240645
	30 x 2000	1.18 x 78.72	CD COVER 30...	3240331	3240646
	40 x 2000	1.57 x 78.72	CD COVER 40...	3240332	3240647
	60 x 2000	2.36 x 78.72	CD COVER 60...	3240333	3240648
	80 x 2000	3.15 x 78.72	CD COVER 80...	3240334	3240649
	100 x 2000	3.94 x 78.72	CD COVER 100...	3240328	3240643
	120 x 2000	4.72 x 78.72	CD COVER 120...	3240329	3240644

Accessories	Description	Type	Order No.
	① Rivet setting tool, for processing plastic shield rivets with 4 mm diameter	UNIFOX-RVT PA 4	1212478
	① Rivet setting tool, for processing plastic shield rivets with 6 mm diameter	UNIFOX-RVT PA 6	1212509
	② Plastic shield rivet, 4 mm diameter, for 1.5 - 6 mm material thickness, material PA	RVT-PA 4	3240498
	② Plastic shield rivet, 6 mm diameter, for 2 - 8 mm material thickness, material PA	RVT-PA 6	3240499


Halogen-free cable ducts


Cable duct, consisting of upper and lower part	Dimensions W x H x L		Type	Order No.
	[mm]	[inch]		
 <p>Approvals:  Material: PC/ABS Inflammability as per UL 94: V0 Slot distance: 6.5 mm Slot width: 6 mm Temperature-resistant: -25 up to +90 °C</p>	25 x 25 x 2000	0.98 x 0.98 x 78.72	CD-HF 25x25	3240340
	25 x 40 x 2000	0.98 x 1.57 x 78.72	CD-HF 25x40	3240341
	25 x 60 x 2000	0.98 x 2.36 x 78.72	CD-HF 25x60	3240342
	25 x 80 x 2000	0.98 x 3.15 x 78.72	CD-HF 25x80	3240343
	30 x 40 x 2000	1.18 x 1.57 x 78.72	CD-HF 30x40	3240344
	30 x 60 x 2000	1.18 x 2.36 x 78.72	CD-HF 30x60	3240345
	30 x 80 x 2000	1.18 x 3.15 x 78.72	CD-HF 30x80	3240346
	30 x 100 x 2000	1.18 x 3.94 x 78.72	CD-HF 30x100	3240347
	40 x 40 x 2000	1.57 x 1.57 x 78.72	CD-HF 40x40	3240348
	40 x 60 x 2000	1.57 x 2.36 x 78.72	CD-HF 40x60	3240349
	40 x 80 x 2000	1.57 x 3.15 x 78.72	CD-HF 40x80	3240350
	40 x 100 x 2000	1.57 x 3.94 x 78.72	CD-HF 40x100	3240351
	60 x 40 x 2000	2.36 x 1.57 x 78.72	CD-HF 60x40	3240352
	60 x 60 x 2000	2.36 x 2.36 x 78.72	CD-HF 60x60	3240353
	60 x 80 x 2000	2.36 x 3.15 x 78.72	CD-HF 60x80	3240354
	60 x 100 x 2000	2.36 x 3.94 x 78.72	CD-HF 60x100	3240355
	80 x 25 x 2000	3.15 x 0.98 x 78.72	CD-HF 80x25	3240356
	80 x 40 x 2000	3.15 x 1.57 x 78.72	CD-HF 80x40	3240357
	80 x 60 x 2000	3.15 x 2.36 x 78.72	CD-HF 80x60	3240358
	80 x 80 x 2000	3.15 x 3.15 x 78.72	CD-HF 80x80	3240359
	80 x 100 x 2000	3.15 x 3.94 x 78.72	CD-HF 80x100	3240360
	100 x 40 x 2000	3.94 x 1.57 x 78.72	CD-HF 100x40	3240361
	100 x 60 x 2000	3.94 x 2.36 x 78.72	CD-HF 100x60	3240362
	100 x 80 x 2000	3.94 x 3.15 x 78.72	CD-HF 100x80	3240363
	100 x 100 x 2000	3.94 x 3.94 x 78.72	CD-HF 100x100	3240364
	120 x 60 x 2000	4.72 x 2.36 x 78.72	CD-HF 120x60	3240365
	120 x 80 x 2000	4.72 x 3.15 x 78.72	CD-HF 120x80	3240366


Profiles for halogen-free cable ducts	Dimensions W x H x L		Type	Order No.
	[mm]	[inch]		
 <p>Material: PC/ABS Inflammability as per UL 94: V0 Temperature-resistant: -25 up to +90 °C</p>	25 x 2000	0.98 x 78.72	CD-HF COVER 25	3240369
	30 x 2000	1.18 x 78.72	CD-HF COVER 30	3240370
	40 x 2000	1.57 x 78.72	CD-HF COVER 40	3240371
	60 x 2000	2.36 x 78.72	CD-HF COVER 60	3240372
	80 x 2000	3.15 x 78.72	CD-HF COVER 80	3240373
	100 x 2000	3.94 x 78.72	CD-HF COVER 100	3240367
	120 x 2000	4.72 x 78.72	CD-HF COVER 120	3240368


Accessories	Description	Type	Order No.
	Universal wire retaining clip, pre-perforated for cable duct 40, 60, 80 and 100	CD WR	3240284


DIN rails and accessories



Standard DIN rails NS...	Dimensions W x H x L [mm]	Description	Type	Order No.
 <p>Material: Steel Coating: zinc-plated and thick layer passivated</p>	15 x 5.5 x 2000	Unperforated	NS 15 UNPERF 2000MM	1401695
	15 x 5.5 x 2000	Perforated	NS 15 PERF 2000MM	1401682
	35 x 7.5 x 2000	Unperforated	NS 35/7,5 UNPERF 2000MM	0801681
	35 x 7.5 x 2000	Perforated	NS 35/7,5 PERF 2000MM	0801733
	35 x 15 x 2000	Unperforated	NS 35/15 UNPERF 2000MM	1201714
	35 x 15 x 2000	Perforated	NS 35/15 PERF 2000MM	1201730


End bracket	Description	Type	Order No.
 <p>Material: PA Inflammability as per UL 94: V2</p>	End bracket , for screwing on NS 35 and NS 32, can be labeled with ZB, KLM, KLM-A and UBE	E/UK	1201442











Angled bracket	Dimensions W x H x L [mm]	Description	Type	Order No.
 <p>Material: Steel Coating: zinc-plated and thick layer passivated</p>	① 19.7 x 35.4 x 87	Angled bracket , for fixing DIN rails at an angle of 30°, with M6 screw	BG/S	1201086
	② 19.7 x 35.4 x 87	Angled bracket , with a stop for DIN rails, for fixing DIN rails at an angle of 30°, with M6 screw	BG/SA	1201604
	① 20 x 46 x 84	Angled bracket , for fixing DIN rails at an angle of 30°, with M6 screw	BG/SH	1201099
	② 20 x 46 x 84	Angled bracket , with a stop for DIN rails, for fixing DIN rails at an angle of 30°, with M6 screw	BG/SHA	1201594

Flat bracket	Dimensions W x H x L [mm]	Description	Type	Order No.
 <p>Material: Steel Coating: zinc-plated and thick layer passivated</p>	① 20 x 12 x 84	Flat bracket , for fixing the DIN rail 12 mm above the mounting surface, with M6 screw	BG/F	1201060
	② 20 x 15 x 37	Flat bracket , for fixing the DIN rail 15 mm above the mounting surface, mounting hole: 6.5 mm Ø	BG/F 1	1201112

Universal rail adapter	Dimensions W x H x L [mm]	Description	Type	Order No.
 <p>Material: PA Inflammability as per UL 94: V2</p>	43 x 19 x 10	Universal rail adapter , for NS 35... and NS 32... DIN rails, for accommodating switching devices, 10 mm wide, for M3 screws	USA 10	1201578
	43 x 19 x 10	Universal rail adapter , for NS 35... and NS 32... DIN rails, for accommodating switching devices, 10 mm wide, for M5 screws	USA 10/4,6	1202713

Profile cutter PPS	Description	Type	Order No.
 <p>Weight: 8.3 kg Length: 1000 mm - Measuring rail: 590 mm - Hand lever: 590 mm</p>  <p>Weight: 19 kg Length: 1000 mm - Measuring rail: 1000 mm - Hand lever: 1000 mm</p>	<p>Profile cutter, for cutting standard DIN rails NS 15, NS 35/7,5, NS 35/15, and neutral busbars NLS-CU 3/10, with measuring bar inch/metric</p>	PPS Basic I/M	1207585
	<p>Profile cutter, for cutting and punching standard DIN rails NS 15, NS 32, NS 35/7,5, NS 35/15 and neutral busbars NLS-CU 3/10, for accommodating 2 punch sets, without punching tool, with metric measuring bar</p>	PPS STANDARD M	1206175
	<p>Workbench, with plywood panel 700 x 1200 x 50 mm, without mounting screws and bore holes</p>	PPS TABLE	1206285

Hydraulic cylinder for PPS standard	Description	Type	Order No.
 <p>Height: 110 mm Diameter: 95 mm Weight: 3 kg Piston Ø: 50 mm</p>	<p>Hydraulic cylinder, for connecting to an existing hydraulic system, operating pressure 160 to 200 Bar, piston force 4 t</p>	PPS HYDRAULIC CYL	1208924

Punch inserts for PPS standard	Description	Type	Order No.
	 For horizontally elongated hole 3.5 x 12 mm	PPS-ST (3,5x12)L	1203563
	 For horizontally elongated hole 4.5 x 12 mm	PPS-ST (4,5x12)L	1203534
	 For horizontally elongated hole 5.5 x 12 mm	PPS-ST (5,5x12)L	1202603
	 For horizontally elongated hole 6.35 x 15 mm	PPS-ST (6,35x15)L	1204876
	 For horizontally elongated hole 6.5 x 15 mm	PPS-ST (6,5x15)L	1202593
	 For vertically elongated hole 3.5 x 12 mm	PPS-ST (3,5x12)Q	1203550
	 For vertically elongated hole 4.5 x 12 mm	PPS-ST (4,5x12)Q	1203547
	 For vertically elongated hole 5.5 x 12 mm	PPS-ST (5,5x12)Q	1203411
	 For vertically elongated hole 6.35 x 15 mm	PPS-ST (6,5x15)Q	1203408
	For bore hole 3.8 mm Ø	PPS-ST (3,8)	1204892
	For bore hole 4.3 mm Ø	PPS-ST (4,3)	1202616
	For bore hole 5.3 mm Ø	PPS-ST (5,3)	1202629
	For bore hole 6.4 mm Ø	PPS-ST (6,4)	1202632
For bore hole 7 mm Ø	PPS-ST (7,0)	1204889	
For bore hole 8.4 mm Ø	PPS-ST (8,4)	1202726	



Always up-to-date, always available to you. Here you'll find everything on our products, solutions and service:

phoenixcontact.net

Product range

- Cables and connectors
- Controllers and PLCs
- DIN rail power supplies and UPS
- Electronic reversing contactors and motor control
- Electronics housing
- Ethernet networks
- Fieldbus components and systems
- Functional safety
- HMIs and Industrial PCs
- I/O systems
- Industrial communication technology
- Industrial lighting
- Installation and mounting material
- Marking and labeling
- Measurement and control technology
- Modular terminal blocks
- Monitoring and signaling
- PCB Terminal Blocks and PCB Connectors
- Plug connectors
- Protective devices
- Relays
- Sensor cable and connectors
- Software
- Surge protection devices
- System cabling for DCS and PLC
- Tools
- Wireless data communication

PHOENIX CONTACT GmbH & Co. KG
32825 Blomberg, Germany
Phone: +49 (0) 52 35 3-00
Fax: +49 (0) 52 35 3-4 12 00
phoenixcontact.net