

PTU 2,5-PE - Protective conductor terminal block



3209521

<https://www.phoenixcontact.com/us/products/3209521>

Please be informed that the data shown in this PDF document is generated from our online catalog. Please find the complete data in the user documentation. Our general terms of use for downloads are valid.



Protective conductor terminal block, connection method: Push-in connection, cross section: 0.14 mm² - 4 mm², connection method: Screw connection, Rated cross section: 2.5 mm², cross section: 0.14 mm² - 4 mm², mounting: NS 35/7,5, NS 35/15, color: green-yellow

Your advantages

- In addition to the testing option in the double function shaft, all terminal blocks provide an additional test pick-off
- The Push-in connection terminal blocks are characterized by the system features of the CLIPLINE complete system and by easy and tool-free wiring of conductors with ferrules or solid conductors
- The compact design and front connection enable wiring in a confined space
- The push-in connection is used inside the control cabinet and the universal screw connection is used on the end customer side

Commercial data

Item number	3209521
Packing unit	50 pc
Minimum order quantity	50 pc
Sales key	BE22
Product key	BE2219
GTIN	4055626057255
Weight per piece (including packing)	10.452 g
Weight per piece (excluding packing)	9 g
Customs tariff number	85369010
Country of origin	CN

PTU 2,5-PE - Protective conductor terminal block



3209521

<https://www.phoenixcontact.com/us/products/3209521>

Technical data

Product properties

Product type	Ground terminal block
Product family	PTU
Number of connections	2
Number of rows	1

Insulation characteristics

Overvoltage category	III
Degree of pollution	3

Electrical properties

Rated surge voltage	8 kV
Maximum power dissipation for nominal condition	0.77 W

Connection data

Type of additional hybrid connection	UT 2,5
Grounding foot	Yes
Number of connections per level	2
Nominal cross section	2.5 mm ²

Level 1 below 1

Connection method	Push-in connection
Stripping length	8 mm ... 10 mm
Connection in acc. with standard	IEC 60947-7-2
Conductor cross-section rigid	0.14 mm ² ... 4 mm ²
Cross section AWG	26 ... 12 (converted acc. to IEC)
Conductor cross-section flexible	0.14 mm ² ... 2.5 mm ²
Conductor cross-section, flexible [AWG]	26 ... 14 (converted acc. to IEC)
Conductor cross-section flexible (ferrule without plastic sleeve)	0.14 mm ² ... 2.5 mm ²
Flexible conductor cross-section (ferrule with plastic sleeve)	0.14 mm ² ... 2.5 mm ²

Level 1 below 1

Connection method	Screw connection
Screw thread	M3
Tightening torque	0.5 ... 0.6 Nm
Connection in acc. with standard	IEC 60947-7-2
Conductor cross-section rigid	0.14 mm ² ... 4 mm ²
Cross section AWG	26 ... 12 (converted acc. to IEC)
Conductor cross-section flexible	0.14 mm ² ... 2.5 mm ²
Conductor cross-section, flexible [AWG]	26 ... 14 (converted acc. to IEC)
Conductor cross-section flexible (ferrule without plastic sleeve)	0.14 mm ² ... 2.5 mm ²
Flexible conductor cross-section (ferrule with plastic sleeve)	0.14 mm ² ... 2.5 mm ²
Nominal cross section	2.5 mm ²

PTU 2,5-PE - Protective conductor terminal block



3209521

<https://www.phoenixcontact.com/us/products/3209521>

Level 1 below 1 Connection cross sections directly pluggable

Conductor cross-section rigid	0.34 mm ² ... 4 mm ²
Conductor cross-section flexible (ferrule without plastic sleeve)	0.34 mm ² ... 2.5 mm ²
Flexible conductor cross-section (ferrule with plastic sleeve)	0.34 mm ² ... 2.5 mm ²

Dimensions

Width	5.2 mm
End cover width	2.2 mm
Height	53.5 mm
Depth on NS 35/7,5	42.8 mm
Depth on NS 35/15	50.3 mm

Material specifications

Color	green-yellow
Flammability rating according to UL 94	V0
Insulating material group	I
Insulating material	PA
Static insulating material application in cold	-60 °C
Relative insulation material temperature index (Elec., UL 746 B)	130 °C
Fire protection for rail vehicles (DIN EN 45545-2) R22	HL 1 - HL 3
Fire protection for rail vehicles (DIN EN 45545-2) R23	HL 1 - HL 3
Fire protection for rail vehicles (DIN EN 45545-2) R24	HL 1 - HL 3
Fire protection for rail vehicles (DIN EN 45545-2) R26	HL 1 - HL 3
Surface flammability NFPA 130 (ASTM E 162)	passed
Specific optical density of smoke NFPA 130 (ASTM E 662)	passed
Smoke gas toxicity NFPA 130 (SMP 800C)	passed

Mechanical properties

Mechanical data

Open side panel	Yes
-----------------	-----

Environmental and real-life conditions

Oscillation/broadband noise

Specification	DIN EN 50155 (VDE 0115-200):2022-06
Spectrum	Long life test category 2, bogie-mounted
Frequency	$f_1 = 5 \text{ Hz}$ to $f_2 = 250 \text{ Hz}$
ASD level	6.12 (m/s ²) ² /Hz
Acceleration	3.12g
Test duration per axis	5 h
Test directions	X-, Y- and Z-axis
Result	Test passed

Shocks

PTU 2,5-PE - Protective conductor terminal block



3209521

<https://www.phoenixcontact.com/us/products/3209521>

Pulse shape	Half-sine
Acceleration	5g
Shock duration	30 ms
Number of shocks per direction	3
Test directions	X-, Y- and Z-axis (pos. and neg.)
Result	Test passed

Ambient conditions

Ambient temperature (operation)	-60 °C ... 110 °C (Operating temperature range incl. self-heating; for max. short-term operating temperature, see RTI Elec.)
Ambient temperature (storage/transport)	-25 °C ... 60 °C (for a short time, not exceeding 24 h, -60 °C to +70 °C)
Ambient temperature (assembly)	-5 °C ... 70 °C
Ambient temperature (actuation)	-5 °C ... 70 °C
Permissible humidity (operation)	20 % ... 90 %
Permissible humidity (storage/transport)	30 % ... 70 %

Standards and regulations

Connection in acc. with standard	IEC 60947-7-2
	IEC 60947-7-2

Mounting

Mounting type	NS 35/7,5
	NS 35/15

PTU 2,5-PE - Protective conductor terminal block



3209521

<https://www.phoenixcontact.com/us/products/3209521>

Drawings

Circuit diagram



PTU 2,5-PE - Protective conductor terminal block





3209521


<https://www.phoenixcontact.com/us/products/3209521>

Approvals


To download certificates, visit the product detail page: <https://www.phoenixcontact.com/us/products/3209521>

 **CSA**
Approval ID: 158887

 **EAC**
Approval ID: RU C-DE.BL08.B.00644

 **cULus Recognized**
Approval ID: E60425

	Nominal voltage U_N	Nominal current I_N	Cross section AWG	Cross section mm^2
B	-	-	26 - 12	-
C	-	-	26 - 12	-
D	-	-	26 - 12	-

 **EAC**
Approval ID: KZ7500651131219505

 **CSA**
Approval ID: 13631

PTU 2,5-PE - Protective conductor terminal block



3209521

<https://www.phoenixcontact.com/us/products/3209521>

Classifications

ECLASS

ECLASS-13.0	27250103
ECLASS-15.0	27250103

ETIM

ETIM 10.0	EC000901
-----------	----------

UNSPSC

UNSPSC 21.0	39121400
-------------	----------

PTU 2,5-PE - Protective conductor terminal block



3209521

<https://www.phoenixcontact.com/us/products/3209521>

Environmental product compliance

EU RoHS

Fulfills EU RoHS substance requirements	Yes
Exemption	6(c)

China RoHS

Environment friendly use period (EFUP)	EFUP-50
	An article-related China RoHS declaration table can be found in the download area for the respective article under "Manufacturer declaration". For all articles with EFUP-E, no China RoHS declaration table issued and required.

EU REACH SVHC

REACH candidate substance (CAS No.)	Lead(CAS: 7439-92-1)
SCIP	0786c884-5ae6-4418-bc05-e8338a0830d1

Phoenix Contact 2026 © - all rights reserved

<https://www.phoenixcontact.com>

Phoenix Contact USA
586 Fulling Mill Road
Middletown, PA 17057, United States
(+717) 944-1300
info@phoenixcon.com